

Evestia 60/40 Balanced Solution

As of 12/31/2023



Investment Strategy

The Evestia 60/40 Balanced Solution targets 60% equity and 40% fixed income exposure.

This model invests in approximately 50 individual global stocks selected for their attractive levels of quality, growth, value, and risk.

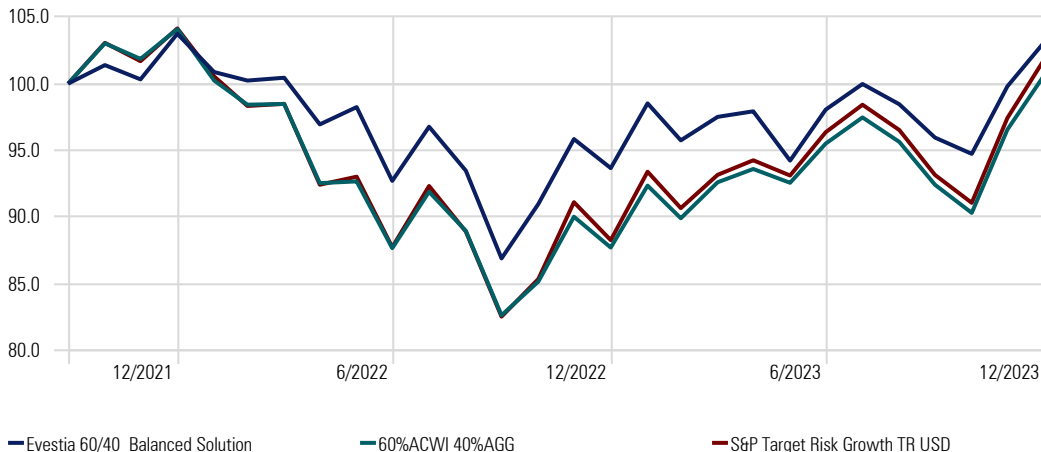
Bond ETFs are diversified across US and international treasuries, mortgages, TIPS, corporates, and high yield bonds.

Manager

Rick C. Jaster, CFA
Brigham Young University, MBA
25 Years Experience

Investment Growth

Time Period: Since Common Inception (10/1/2021) to 12/31/2023



Top Holdings

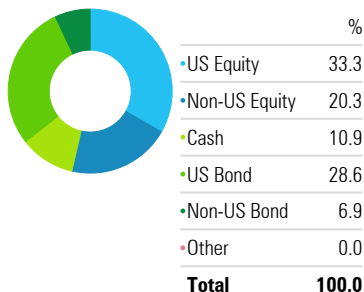
Vanguard Total Bond Market ETF	10.0
Schwab US TIPS ETF™	8.0
SPDR® Portfolio Corporate Bond ETF	6.0
iShares Broad USD High Yield Corp Bd ETF	4.0
iShares Broad USD Invn Grd Corp Bd ETF	4.0
iShares Core International Aggt Bd ETF	4.0
Vanguard Total Corporate Bond ETF	4.0
Apple Inc	1.2
AstraZeneca PLC ADR	1.2
Nike Inc Class B	1.2
Taiwan Semiconductor Manufacturing Co Ltd ADR	1.2
Toyota Motor Corp ADR	1.2

Trailing Returns

Strategies	Incep	1 Mo	3 Mo	YTD	1 Yr	3 Yr	5 Yr
Evestia 60/40 Balanced Solution	1.37	3.32	7.46	10.10	10.10	—	—
60%ACWI 40%AGG	0.28	4.23	8.90	14.76	14.76	2.33	6.53
S&P Target Risk Growth TR USD	0.80	4.52	9.31	15.38	15.38	3.08	6.70

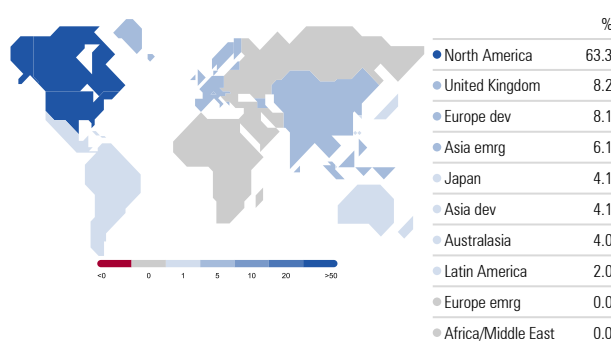
Asset Allocation (US)

Portfolio Date: 12/31/2023

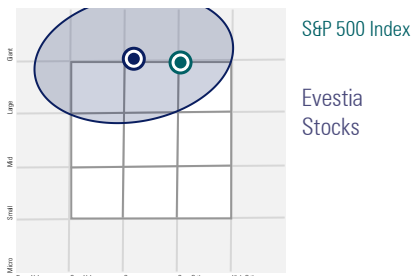


Equity Regional Exposure - Evestia 60/40 Balanced Solution

Portfolio Date: 12/31/2023

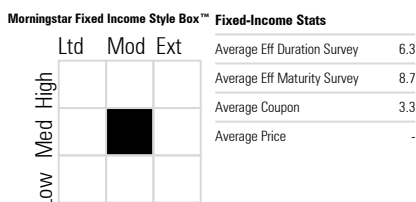


Holdings-Based Style Map



Fixed Income Style Box

Portfolio Date: 12/31/2023

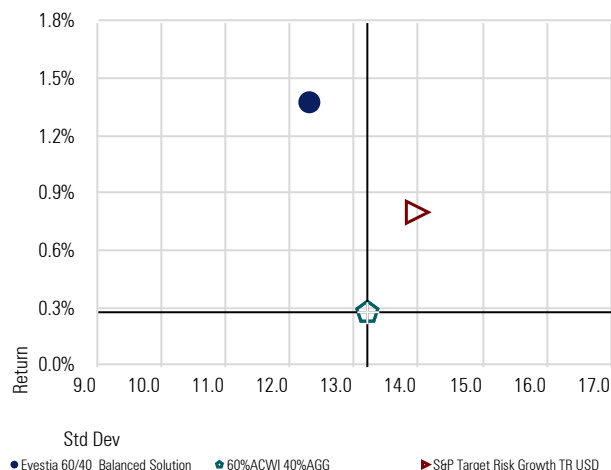


Performance Since Inception

Calculation Benchmark: 60%ACWI 40%AGG

	Inv	Bmk
Return	1.37	0.28
Excess Return	1.09	0.00
Alpha	0.74	0.00
Beta	0.89	1.00
Std Dev	12.30	13.21
Sharpe Ratio	-0.10	-0.17
Up Capture Ratio	96.00	100.00
Down Capture Ratio	90.51	100.00
Max Drawdown	-16.27	-20.65
R2	91.30	100.00
Tracking Error	3.86	0.00

Risk-Reward Since Inception



Evestia strategy performance is net of 30 bps strategy fee, but is gross of advisory fees. Past performance does not guarantee future results. For professional investor use only.

Source: Morningstar Direct